



TECESquare metal – with extremely flat cover



TECESquare metal with abrasion-resistant protective layer against fingerprints.



TECESquare toilet push plate made of metal for TECE cisterns
With two spring-mounted actuation rocker buttons for front or top actuation. Dimensions 240 x 170 x 2 mm

1 Brushed stainless steel	9 240 810
2 Bright chrome	9 240 811
3 White	9 240 812

Installation only in combination with the toilet installation frame for flush-mounted installation (Order No. 9 240 647), please order separately!

TECESquare urinal push plate made of metal
With spring-mounted actuation rocker button for TECE pressure flushing valve housing. Including flush valve cartridge. Dimensions 124 x 144 x 2 mm

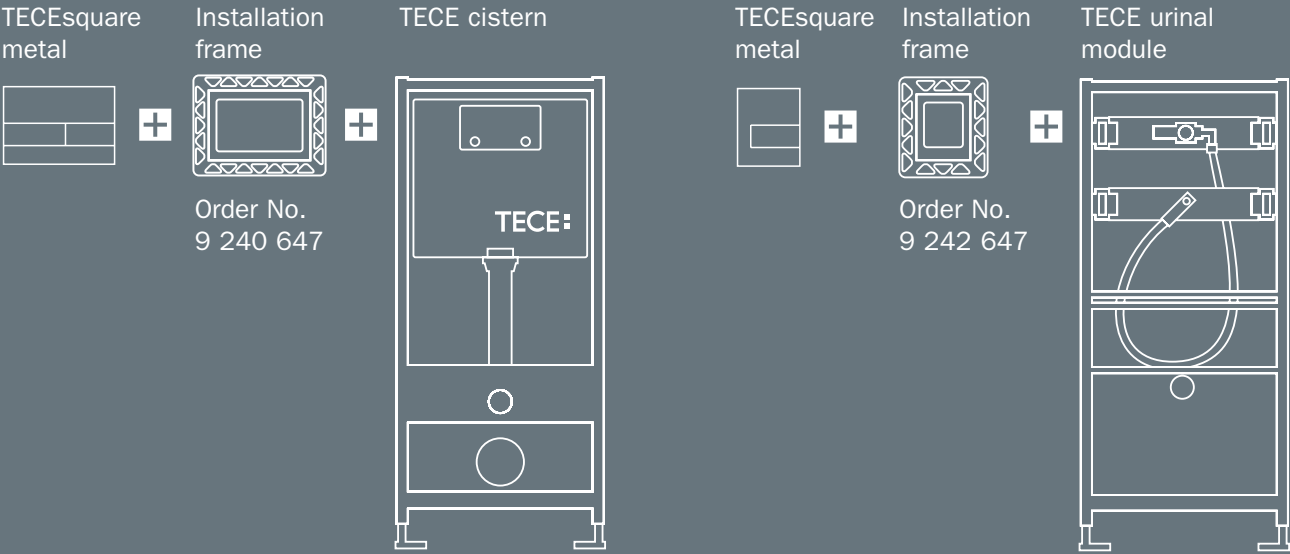
4 Brushed stainless steel	9 242 810
5 Bright chrome	9 242 811
6 White	9 242 812

Installation only in combination with the urinal installation frame for flush-mounted installation (Order No. 9 242 647), please order separately!

TECESquare metal – nominated for the Germany Design Prize 2010 and 2011 and honoured with the Design Plus prize and the red dot design award 2010.



The toilet/urinal installation frame **is required** for installation of TECESquare **metal**.

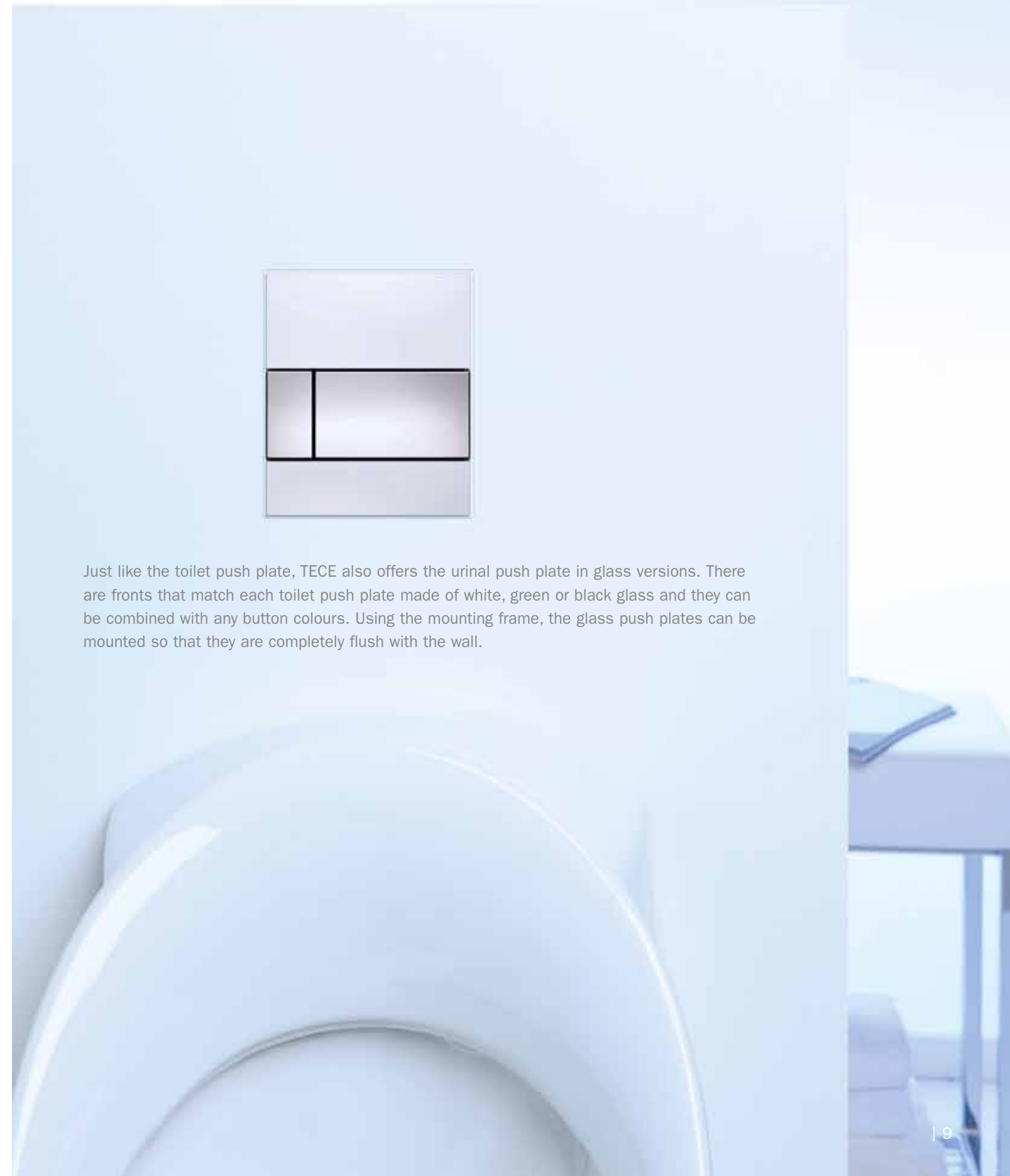


Glass in the bathroom: timeless and precious.

With a minimalist form, the TECEsquare glass push plate focuses on the aesthetic impact of the material. The function is self-explanatory – one large button for full flush and a smaller one for reduced flush. The plates are fixed to the wall in the conventional way or flush-mounted with a special installation frame.




TECEsquare glass – with the option of flush-mounted installation




Just like the toilet push plate, TECE also offers the urinal push plate in glass versions. There are fronts that match each toilet push plate made of white, green or black glass and they can be combined with any button colours. Using the mounting frame, the glass push plates can be mounted so that they are completely flush with the wall.

TECESquare glass – with the option of flush-mounted installation



Toilet push plates made of glass for TECE cisterns
Suitable for flush-mounted installation.
For front or top actuation.
Dimensions 220 x 150 x 11 mm

1	Glass white, buttons white	9 240 800
2	Glass white, buttons brushed stainless steel	9 240 801
3	Glass white, buttons bright chrome	9 240 802
4	Glass green, buttons white	9 240 803
5	Glass green, buttons brushed stainless steel	9 240 804
6	Glass green, buttons bright chrome	9 240 805
7	Glass black, buttons brushed stainless steel	9 240 806
8	Glass black, buttons bright chrome	9 240 807
9	Glass black, buttons gold	9 240 808
10	Glass black, buttons black	9 240 809



Urinal push plates made of glass for TECE pressure flushing valve housing.
Including flush valve cartridge.
Dimensions 104 x 124 x 11 mm

11	Glass white, buttons white	9 242 800
12	Glass white, buttons brushed stainless steel	9 242 801
13	Glass white, buttons bright chrome	9 242 802
14	Glass green, buttons white	9 242 803
15	Glass green, buttons brushed stainless steel	9 242 804
16	Glass green, buttons bright chrome	9 242 805
17	Glass black, buttons brushed stainless steel	9 242 806
18	Glass black, buttons bright chrome	9 242 807
19	Glass black, buttons gold	9 242 808
20	Glass black, buttons black	9 242 809

Installation options for the TECESquare glass push plate

